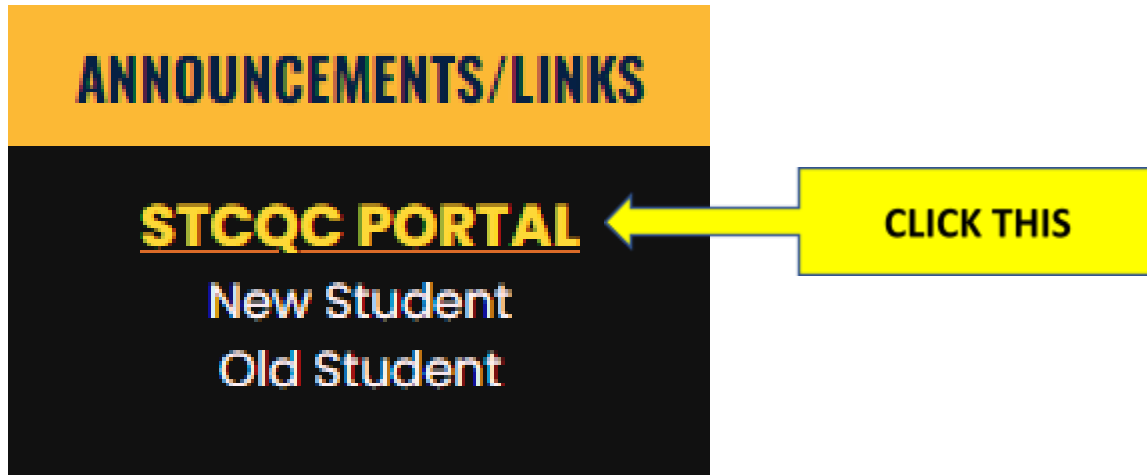


## ORANGE APPS NAVIGATION

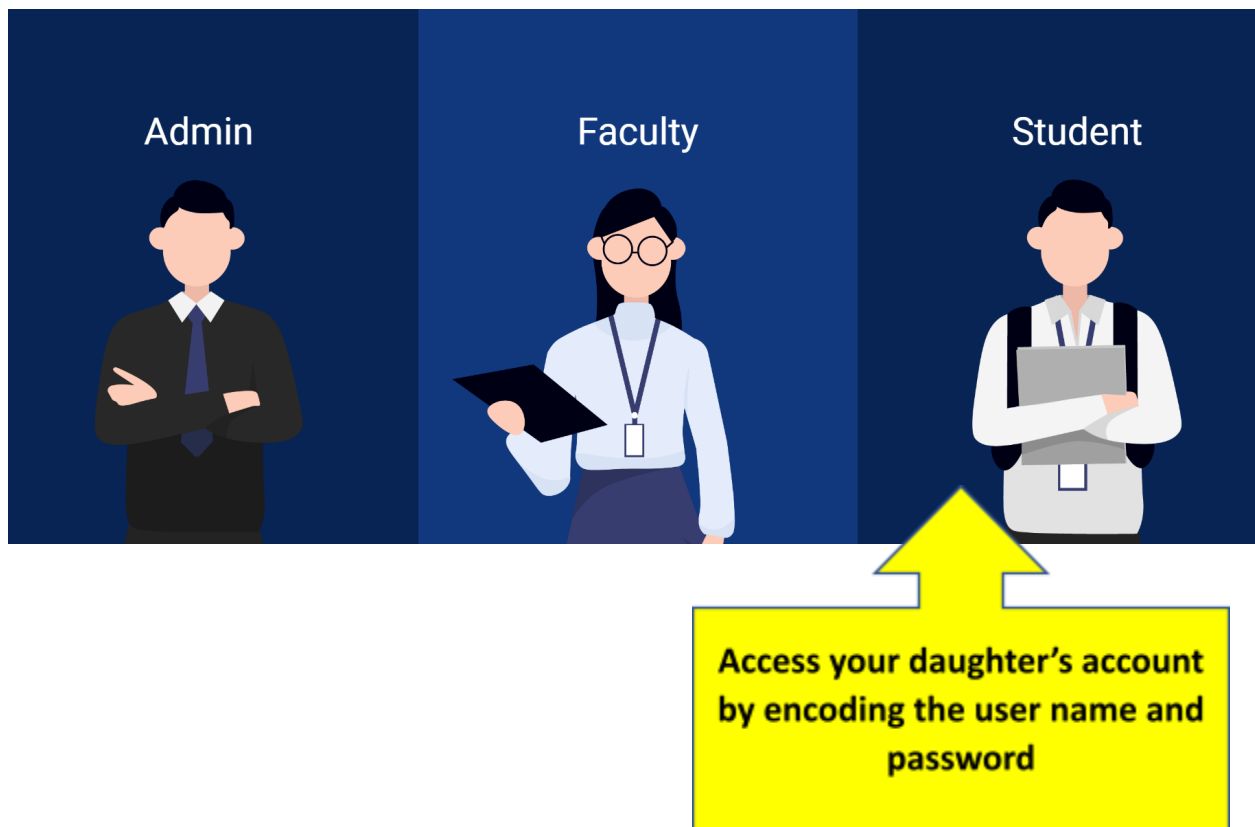
### STEP 1

Access the STCQC portal through the school's website ([www.stcqc.edu.ph](http://www.stcqc.edu.ph))



### STEP 2

Click the Student icon in the menu box found on the left side of your daughter's home page.



### Step 3

Click the transaction you like to make.

Home

Tuition

Enlistment

Teacher Evaluation

Schedule

Grades

Student Requirements


Clearance


Logout

**CLICK THIS**  
To ENLIST and ENROLL your daughter


**CLICK THIS**  
To view your daughter's official section


**CLICK THIS**  
To view your daughter's Grade Report


 Home


 Tuition


 Enlistment


 Teacher Evaluation

 Schedule

 Grades

 Student Requirements

 Clearance

 Logout

**CLICK THIS**


To view your:

Statement of Account  
Payment and Due dates  
Uploading of online  
payments

**CLICK THIS**

To view your daughter's Grade Report

For quick help:



**CLICK THIS (upper right hand corner of your daughter's HOME PAGE)**

To view the short video presentation of the student's portal interface.

You may also click this link for the video presentation of the student's portal interface:

[https://docs.google.com/presentation/d/1977jS1UXGbLFLH6NmoqwXY-tv7hOaEmc0LgbZPQjrbQ/edit#slide=id.ge1a8565110\\_0\\_616](https://docs.google.com/presentation/d/1977jS1UXGbLFLH6NmoqwXY-tv7hOaEmc0LgbZPQjrbQ/edit#slide=id.ge1a8565110_0_616)